

零件图	成品图	客户图
		○

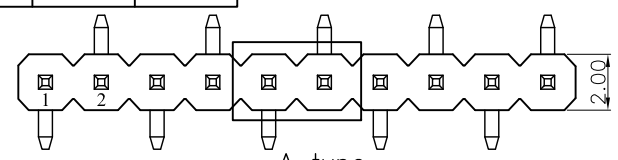
REVISION DATA				
REV	ECN No.	DESCRIPTION	NAME	DATE
A0		NEW DRAWING	JIN	2020-09-09

Technical Data

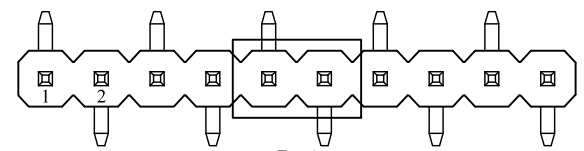
Material:
 Contact Material: Copper alloy
 Contact plating: Au or Sn Over Ni
 Insulator Material: See the table, UL94 V-0

Electrical:
 Rating current: 0.75Amps/contact max.
 Rating voltage : 250 V AC/DC
 Contact resistance: $\leq 20\text{m}\Omega/\text{contact}$
 Insulation resistance: $\geq 1000\text{M}\Omega$
 Withstanding Voltage: 450V AC/minute

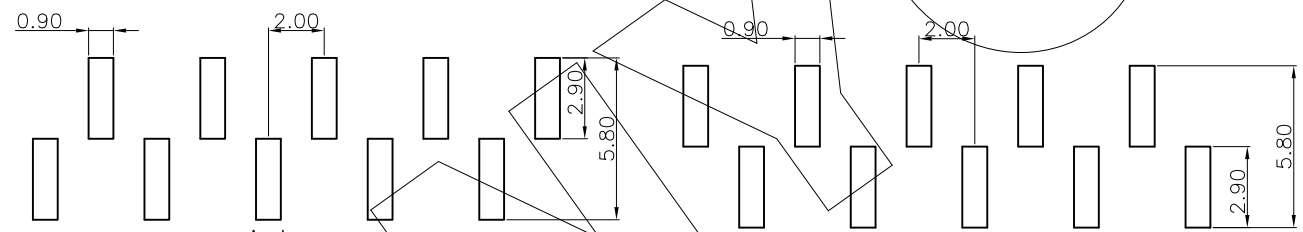
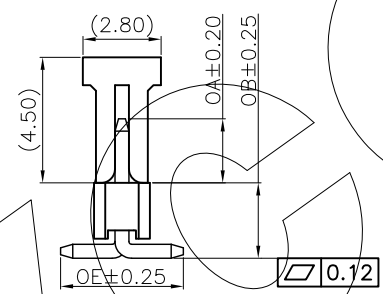
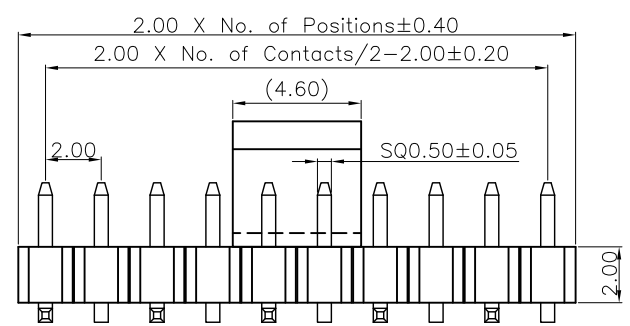
Mechanical:
 Operating temperatures: Gold Plated: -55°C to $+105^{\circ}\text{C}$
 Tin plated: -40°C to $+105^{\circ}\text{C}$
 Soldering temperature: $+260^{\circ}\text{C}$, 10S max (PA6T/PA9T/LCP)
 $+220^{\circ}\text{C}$, 10S max (PBT).



A type



B type



A type
 Recommended P.C.B Layout
 General Tolerance ± 0.05

B type
 Recommended P.C.B Layout
 General Tolerance ± 0.05

	OA	OE	OB	PIN LENGTH
DIM.	3.00	4.40	2.50	7.20
	5.50	4.40	3.50	10.70
	8.00	4.40	4.00	13.70
	12.00	4.40	5.00	18.70

OA, OB and OE can be customized by customers

P118	11	XXX	XX	X	X	X	N	SXXX
Product Descriptions P118 H=2.0	Product Type 11 Single row	No. of Positions XXX Poles	Pin Plating G0 GOLD FLASH G1 1U* AU G6 AU10U* S1 SN+AU1U* S7 SN+AU15U* S8 SN+AU30U* T3 MATTE SN	Angle options A A Type B B Type	Insulator Material A PBT B PA66 C PA6T D LCP	Color B Black W White L Blue G Green Y Yellow R Red N Natural		Pin length(mm) L=XXXmm

ANYCONN® 东莞市恩康电子科技有限公司
 www.anyconn.com
 TEL:+86(0)769 8904 9672
 FAX:+86(0)769 8904 9671
 E-MAIL:sales@anyconn.com

DONGGUAN ENKANG ELECTRONICS TECHNOLOGY CO.,LTD

TOLERANCE	DATE : 2020-09-11	TITLE:
ANGLE $\pm 5^{\circ}$	DRAWN : Songjun	2.0mm Pin Header Single Row SMT Length XXX mm
X.XXX ± 0.15	CHECKED :	PART NO: P11811XXXXXXXXXXNSXXX
X.XX ± 0.25	APPROVED :	
X.X ± 0.40	PROJECTON	
X. ± 0.50		REV: A0 UNIT: mm SCALE: 1:1 SIZE: A4 PAGE: 1/1