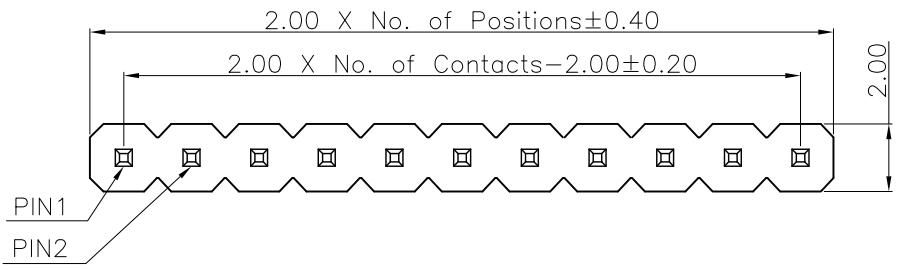


零件图	成品图	客户图
		○

REVISION DATA				
REV	ECN No.	DESCRIPTION	NAME	DATE
A0		NEW DRAWING	JIN	2020-09-09

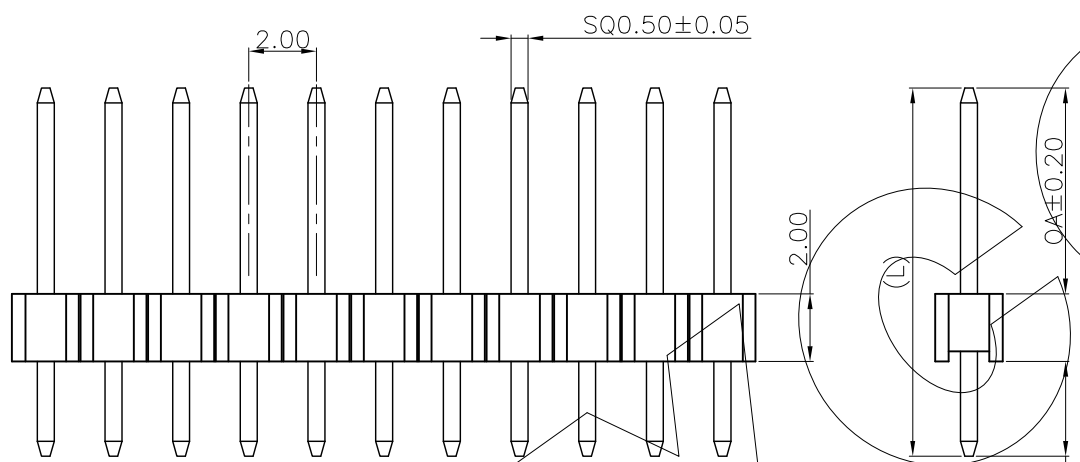


Technical Data

Material:
 Contact Material: Copper alloy
 Contact plating: Au or Sn Over Ni
 Insulator Material: See the table, UL94 V-0

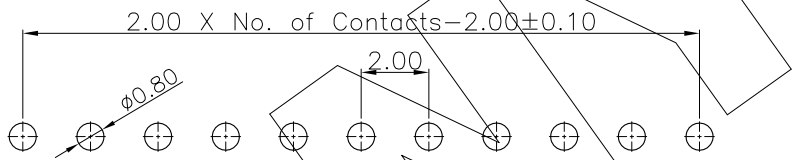
Electrical:
 Rating current: 0.75Amps/contact max.
 Rating voltage : 250 V AC/DC
 Contact resistance: ≤20mΩ/contact
 Insulation resistance: ≥1000MΩ
 Withstanding Voltage: 450V AC/minute

Mechanical:
 Operating temperatures: Gold Plated: -55°C to +105°C
 Tin plated: -40°C to +105°C
 Soldering temperature: +260°C, 10S max (PA6T/PA9T/LCP)
 +220°C, 10S max (PBT).



	OA	OC	L
DIM.	3.00	2.30	7.30
	5.50	2.80	10.30
	8.00	3.00	13.00
	12.00	3.20	17.20

OA and OC can be customized by customers



Recommended P.C.B. Layout
 General Tolerance ±0.05

P118	11	XXX	XX	D	X	X	N	DXXX
Product Descriptions P118 H=2.0	Product Type 11 Single row	No. of Positions XXX Poles	Pin Plating G0 GOLD FLASH G1 1U* AU G6 AU10U* S1 SN+AU1U* S7 SN+AU15U* S8 SN+AU30U* T3 MATTE SN	Angle options D Straight	Insulator Material A PBT B PA66 C PA6T D LCP	Color B Black W White L Blue G Green Y Yellow R Red N Natural		Pin length(mm) L=XXXmm

ANYCONN® 东莞市恩康电子科技有限公司
 www.anyconn.com
 TEL:+86(0)769 8904 9672
 FAX:+86(0)769 8904 9671
 E-MAIL:sales@anyconn.com

DONGGUAN ENKANG ELECTRONICS TECHNOLOGY CO.,LTD

TOLERANCE	DATE : 2020-09-11	TITLE:
ANGLE ±5°	DRAWN : Songjun	2.0mm Pin Header Single Row Straight Length XXX mm
X.XXX ±0.15	CHECKED :	PART NO: P11811XXXXDXNDXXX
X.XX ±0.25	APPROVED :	
X.X ±0.40	PROJECTON	
X. ±0.50		REV: A0 UNIT: mm SCALE: 1:1 SIZE: A4 PAGE: 1/1