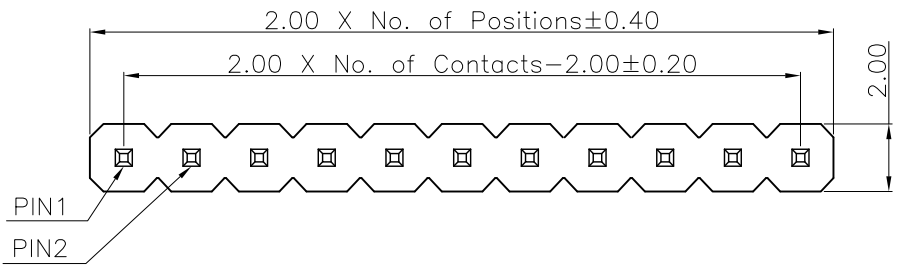


| | | |
|-----|-----|-----|
| 零件图 | 成品图 | 客户图 |
| | | ○ |

| REVISION DATA | | | | |
|---------------|---------|-------------|------|------------|
| REV | ECN No. | DESCRIPTION | NAME | DATE |
| A0 | | NEW DRAWING | JIN | 2020-09-09 |

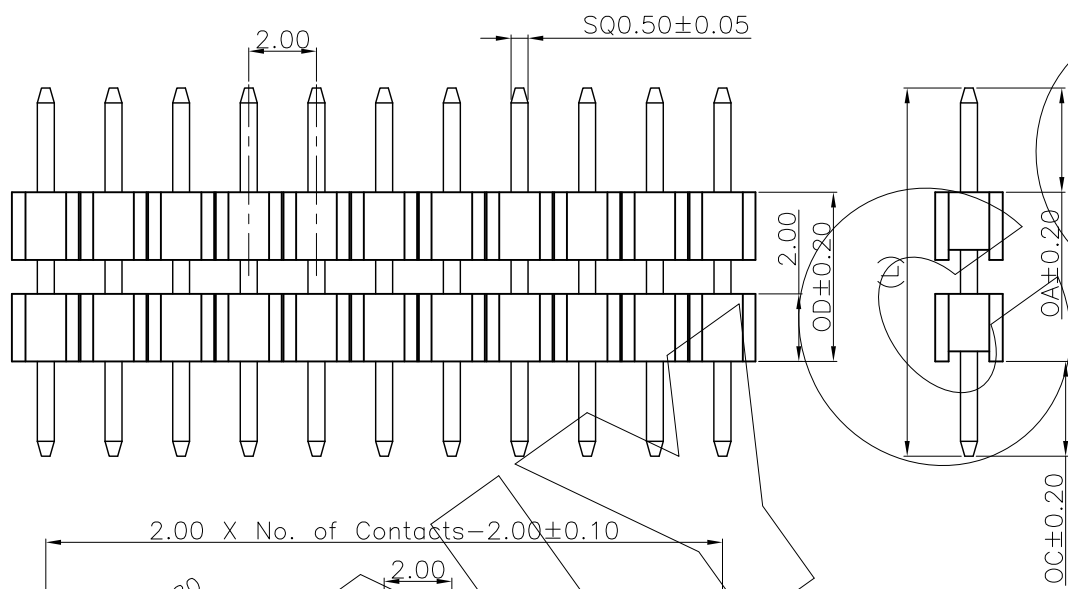


Technical Data

Material:
 Contact Material: Copper alloy
 Contact plating: Au or Sn Over Ni
 Insulator Material: See the table, UL94 V-0

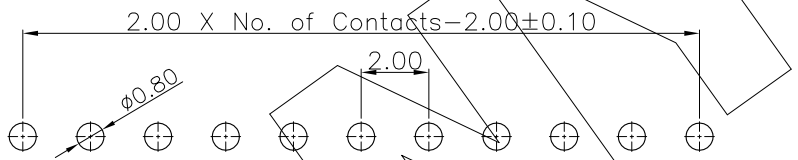
Electrical:
 Rating current: 0.75Amps/contact max.
 Rating voltage : 250 V AC/DC
 Contact resistance: ≤20mΩ/contact
 Insulation resistance: ≥1000MΩ
 Withstanding Voltage: 450V AC/minute

Mechanical:
 Operating temperatures: Gold Plated: -55°C to +105°C
 Tin plated: -40°C to +105°C
 Soldering temperature: +260°C, 10S max (PA6T/PA9T/LCP)
 +220°C, 10S max (PBT).



| | OA | OC | OD | L |
|------|-------|------|-------|-------|
| DIM. | 3.00 | 2.30 | 5.00 | 10.30 |
| | 5.50 | 2.80 | 6.00 | 14.30 |
| | 8.00 | 3.00 | 7.50 | 18.50 |
| | 12.00 | 3.20 | 10.50 | 25.70 |

OA, OC and OD can be customized by customers



Recommended P.C.B. Layout
 General Tolerance ±0.05

| | | | | | | | | |
|------------------------------------|---|-------------------------------|--|-----------------------------|--|--|----------|---------------------------|
| P118 | 21 | XXX | XX | D | X | X | N | DXXX |
| Product Descriptions P118 H=2.0 | Product Type 21 SINGLE ROW DUAL BASE | No. of Positions XXX Poles | Pin Plating G0 GOLD FLASH G1 1U* AU G6 AU10U* S1 SN+AU1U* S7 SN+AU15U* S8 SN+AU30U* T3 MATTE SN | Angle options D Straight | Insulator Material A PBT B PA66 C PA6T D LCP | Color B Black W White L Blue G Green Y Yellow R Red N Natural | | Pin length(mm) L=XXXmm |

ANYCONN® 东莞市恩康电子科技有限公司
 www.anyconn.com
 TEL:+86(0)769 8904 9672
 FAX:+86(0)769 8904 9671
 E-MAIL:sales@anyconn.tw

DONGGUAN ENKANG ELECTRONICS TECHNOLOGY CO.,LTD

| | | |
|-------------|-------------------|---|
| TOLERANCE | DATE : 2020-09-11 | TITLE: 2.0mm Pin Header Single Row Straight Length XXX mm |
| ANGLE ±5° | DRAWN : Songjun | PART NO: P11821XXXXDXXNDXXX |
| X.XXX ±0.15 | CHECKED : | |
| X.XX ±0.25 | APPROVED : | |
| X.X ±0.40 | PROJECTON | |
| X. ±0.50 | | REV: A0 UNIT: mm SCALE: 1:1 SIZE: A4 PAGE: 1/1 |