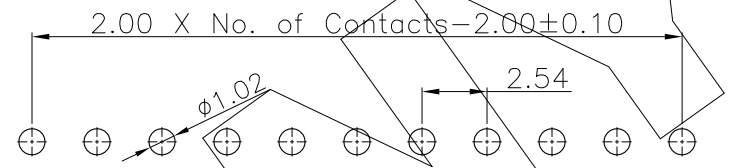
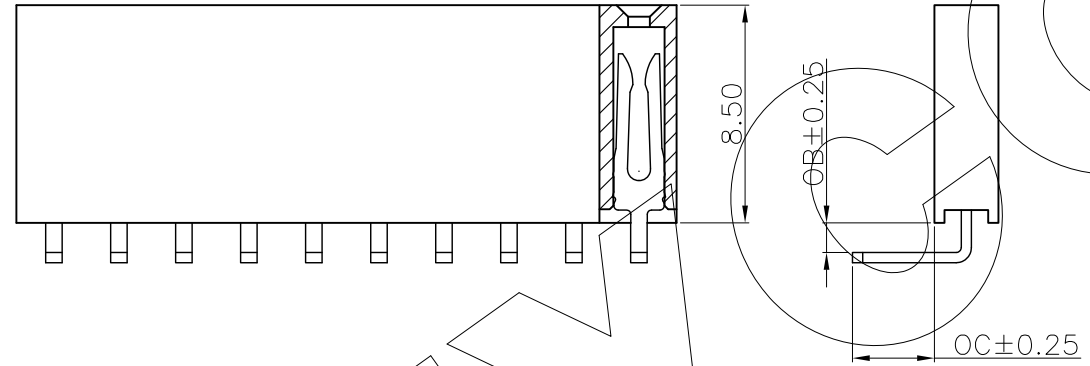
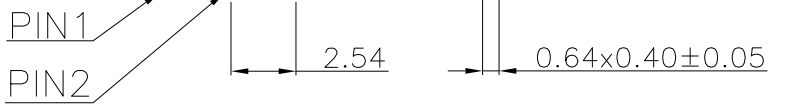
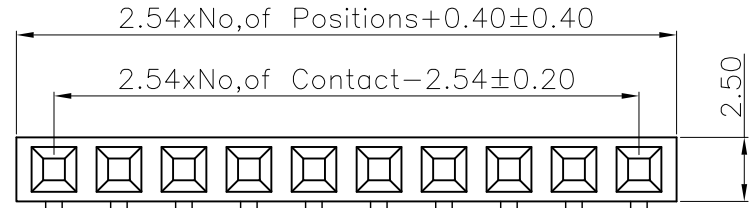


零件图	成品图	客户图
		○

REVISION DATA				
REV	ECN No.	DESCRIPTION	NAME	DATE
A0		NEW DRAWING	Songjun	2018-03-21

D
C
B
A

D
C
B
A



Recommended P.C.B Layout
General Tolerance±0.05

Technical Data

Material:
 Contact Material: Copper alloy
 Contact plating: Au or Sn Over Ni
 Insulator Material: See the table, UL94 V-0

Electrical:
 Rating current: 3Amps/contact max.
 Rating voltage : 250 V AC/DC
 Contact resistance: ≤20mΩ/contact
 Insulation resistance: ≥1000MΩ
 Withstanding Voltage: 1000V AC/minute

Mechanical:
 Operating temperatures: Gold Plated: -55°C to +105°C
 Tin plated: -40°C to +105°C
 Soldering temperature: +260°C, 10S max (PA6T/PA9T/LCP)

F134	11	XXX	XX	R	X	X	N	X	00
Product Descriptions F134 H=8.5	Product Type 11 Single Row	No. of Positions XXX Poles	Pin Plating G0 GOLD FLASH G1 1U* AU G6 AU10U* S1 SN+AU1U* S7 SN+AU15U* S8 SN+AU30U* T3 MATTE SN	Angle options R Ringt Angle	Insulator Material C PA6T D LCP F PA9T	Color B Black W White		Series NO. A OB=1.16 OE=3.20 B OB=1.16 OE=1.45 C OB=1.50 OE=8.10	

ANYCONN® 东莞市恩康电子科技有限公司
 www.anyconn.com
 TEL:+86(0)769 8904 9672
 FAX:+86(0)769 8904 9671
 E-MAIL:sales@anyconn.com

DONGGUAN ENKANG ELECTRONICS TECHNOLOGY CO.,LTD

TOLERANCE	DATE : 2018-03-21	TITLE: PH2.54 H8.50mm Single Row Straight Female Header
ANGLE ±5°	DRAWN : Songjun	PART NO: F13411XXXXRXXXN00
X.XXX ±0.15	CHECKED :	
X.XX ±0.25	APPROVED :	
X.X ±0.40	PROJECTON	
X. ±0.50		REV: A0 UNIT: mm SCALE: 1:1 SIZE: A4 PAGE: 1/1