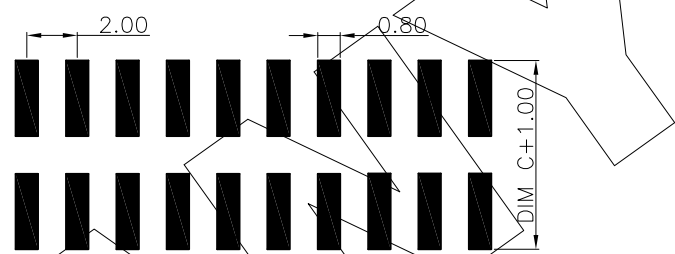
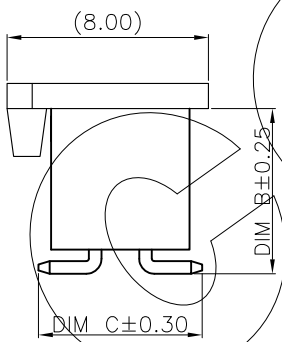
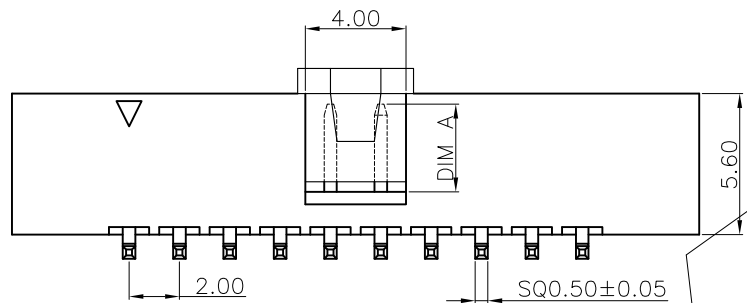
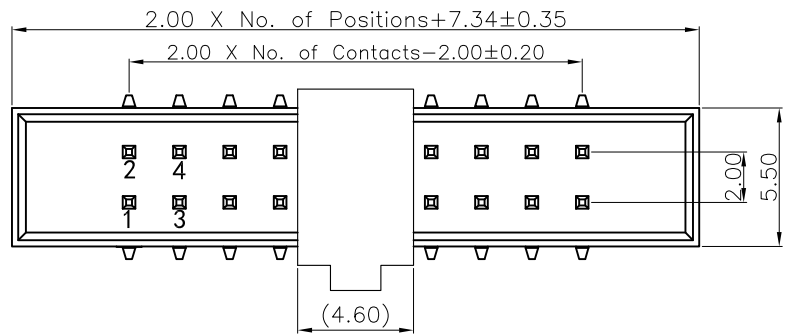


零件图	成品图	客户图
		○

REVISION DATA				
REV	ECN No.	DESCRIPTION	NAME	DATE
A0		NEW DRAWING	D.Y.Y	2020-05-25



Recommended R.C.B Layout
General Tolerance ±0.05

Technical Data

Material:
Contact Material: Copper Alloy
Contact plating: Au or Sn Over Ni
Insulator Material: See the table, UL94 V-0

Electrical:
Rating current: 1.5Amps/contact max.
Rating voltage : 250 V AC/DC
Contact resistance: ≤ 20mΩ/contact
Insulation resistance: ≥ 1000MΩ
Withstanding Voltage: 450V AC/minute

Mechanical:
Operating temperatures: Gold Plated: -55°C to +105°C
Tin plated: -40°C to +105°C
Soldering temperature: +260°C, max(PA9T)
+220°C max(PBT).

BHC	XXX	12	S	XX	C	X	N	SXXX
HOUSING TYPE C PH2.00 H5.6	PIN No. No. of Positions XXX Positions	PRODUCT TYPE 12 Dual Row Single Base	ANGLE OPTIONS R 90° D 180° S SMT	PIN PLATING G0 Gold Flash G1 1u" Au G6 Au10u" S1 Sn+Au1u" S7 Sn+Au15u" S8 Sn+Au30u" T3 Matte Sn	INSULATOR MATERIAL C PA6T+30%GF	COLOR B BLACK W WHITE L BLUE G GREEN Y YELLOW R RED N NATURAL		PIN LENGTH L=XXXXmm

ANYCONN® 东莞市恩康电子科技有限公司
www.anyconn.com
TEL:+86(0)769 8904 9672
FAX:+86(0)769 8904 9671
E-MAIL:sales@anyconn.com

DONGGUAN ENKANG ELECTRONICS TECHNOLOGY CO.,LTD

TOLERANCE	DATE :	2020-05-25	TITLE:	PH2.00 H5.60 Double Row Straight Box Header		
ANGLE ±5°	DRAWN :	D.Y.Y	APPROVED :	PART NO: BHCXXX12SXXXBNSXXX		
X.XXX ±0.15	CHECKED :			REV: A0	UNIT: mm	SCALE: 1:1
X.XX ±0.25	PROJECTON			SIZE: A4	PAGE: 1/1	
X.X ±0.40						
X. ±0.50						