

4

3


2

1

REVISION DATA

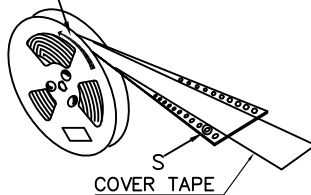
REV	ECN No.	DESCRIPTION	NAME	DATE
A0		NEW DRAWING	Songjun	2015-05-21

CUSTOMER USES
PULL OUT DIRECTION



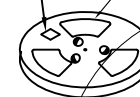
RECEIVING
DIRECTION

U TYPE HOLE
S 5:1



LABEL

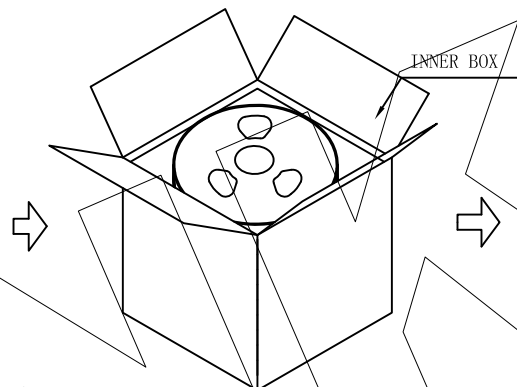
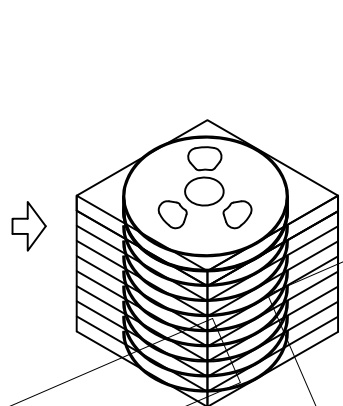
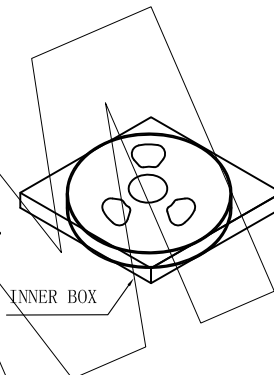
REEL



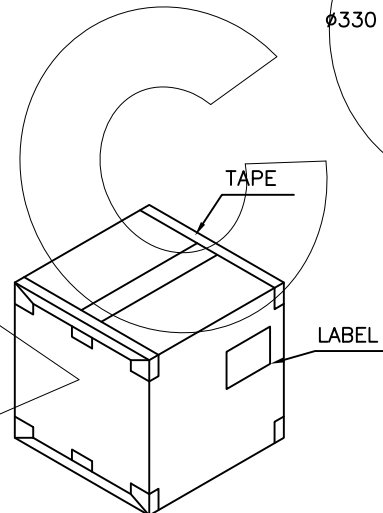
PE BAG

500x550mm

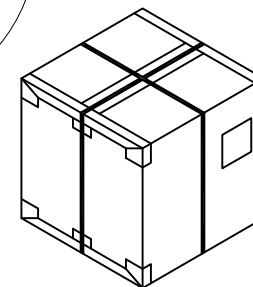
INNER BOX



350x350x350mm



LABEL



Quantity:

Reel/PCS	INNER BOX/PCS	INNER BOX/BOX	BOX/PCS
XXX	XXX	XX	XXXX

PACKAGE DESCRIPTION:

- STEP 1: PUT THE FINISHED PRODUCT INTO THE REEL OF REEL, AND LABEL EACH ROLL
- STEP 2: PUT THE REEL INTO THE VACUUM BAG, REMOVE THE VACUUM, AND THEN PUT IT INTO THE INNER BOX.
- STEP 3: FOLD THE INNER BOX AND PUT IT INTO AN OUTER BOX
- STEP 4: SEAL THE BOX WITH ADHESIVE TAPE
- STEP 5: LABEL THE UPPER RIGHT CORNER OF THE UPPER SIDE OF THE OUTER BOX
- STEP 6: PACK THE TIE

ENKCOM®
 www.enkcom.com
 TEL:+86(0)769 8904 9672
 FAX:+86(0)769 8904 9671
 E-MAIL:sales@anycom.tw

东莞市恩康电子科技有限公司

DONGGUAN ENKANG ELECTRONICS TECHNOLOGY CO.,LTD

TOLERANCE	DATE :	2015-05-21	TITLE: PH1.27 H2.1 Female Header-Reel Packing				
	ANGLE ±5°	DRAWN :	Songjun	PART NO: F113XXXXXXXXXXXXXXXXXX			
	X.XXX ±0.10	CHECKED :					
X.XX ±0.20	APPROVED :		REV: A0	UNIT: mm	SCALE: 1:1	SIZE: A4	PAGE: 1/1
X.X ±0.30	PROJECTON						
X. ±0.50							

4

3

2

1