


4

3

2

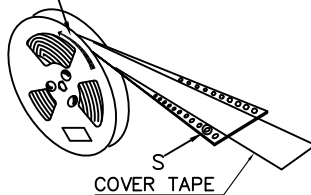
1

CUSTOMER USES  
PULL OUT DIRECTION



RECEIVING  
DIRECTION

U TYPE HOLE  
S 5:1



COVER TAPE

LABEL

REEL

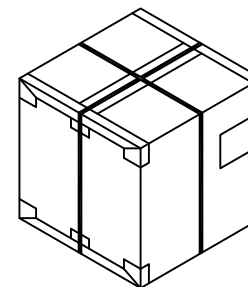


Ø330

PE BAG

500x550mm

INNER BOX



INNER BOX

TAPE

LABEL

350x350x350mm

Quantity:

Reel/PCS	INNER BOX/PCS	INNER BOX/BOX	BOX/PCS
XXX	XXX	XX	XXXX

PACKAGE DESCRIPTION:

- STEP 1: PUT THE FINISHED PRODUCT INTO THE REEL OF REEL, AND LABEL EACH ROLL
- STEP 2: PUT THE REEL INTO THE VACUUM BAG, REMOVE THE VACUUM, AND THEN PUT IT INTO THE INNER BOX.
- STEP 3: FOLD THE INNER BOX AND PUT IT INTO AN OUTER BOX
- STEP 4: SEAL THE BOX WITH ADHESIVE TAPE
- STEP 5: LABEL THE UPPER RIGHT CORNER OF THE UPPER SIDE OF THE OUTER BOX
- STEP 6: PACK THE TIE

**ENKCOM®**  
 www.enkcom.com  
 TEL:+86(0)769 8904 9672  
 FAX:+86(0)769 8904 9671  
 E-MAIL:sales@anycom.tw

东莞市恩康电子科技有限公司

DONGGUAN ENKANG ELECTRONICS TECHNOLOGY CO.,LTD

TOLERANCE ANGLE ±5° X.XXX ±0.10 X.XX ±0.20 X.X ±0.30 X. ±0.50	DATE :	2017-02-17	TITLE: PH2.0 H4.0/4.3/4.6mm Female Header-Reel packing			
	DRAWN :	Songjun	PART NO: FXXXXXXXXXXXXXXXXXX			
	CHECKED :					
	APPROVED :					
PROJECTON		REV: A0	UNIT: mm	SCALE: 1:1	SIZE: A4	PAGE: 1/1

4

3

2

1