

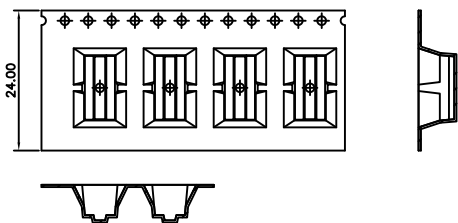
4

3

2

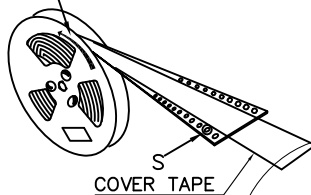
1

CUSTOMER USES  
PULL OUT DIRECTION



RECEIVING  
DIRECTION

U TYPE HOLE  
S 5:1



COVER TAPE

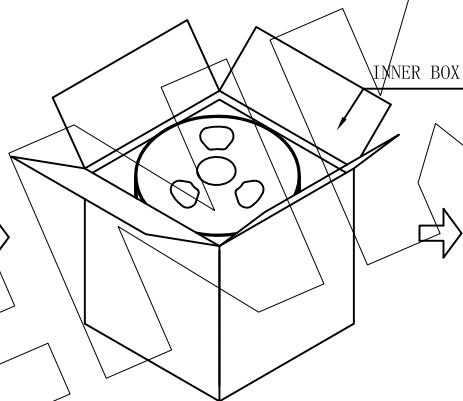
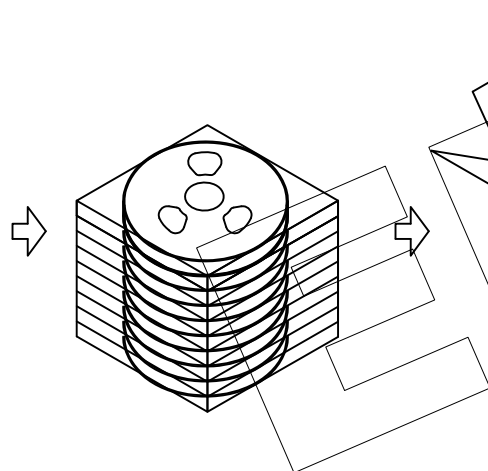
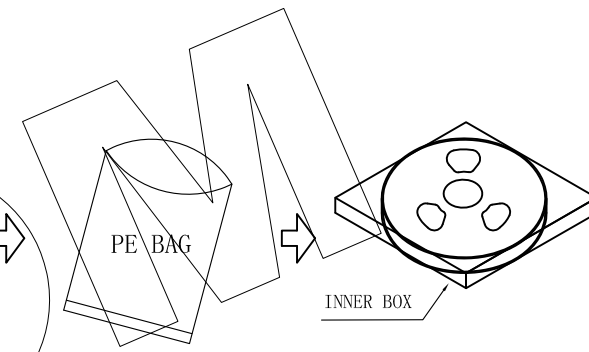
LABEL

REEL

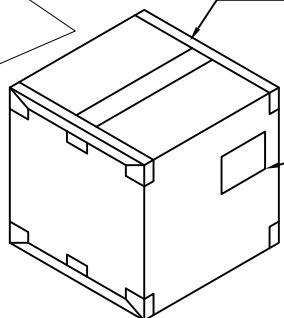
BSTXXX  
ø330xH32

BSC011  
500x550x0.07mm

INNER BOX  
BSAXXX  
337x335xHXXmm



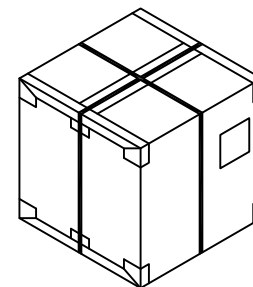
INNER BOX



TAPE

LABEL

350x350x350mm



Quantity:

Reel/PCS	INNER BOX/PCS	INNER BOX/BOX	BOX/PCS
XXX	XXX	XX	XXXX

PACKAGE DESCRIPTION:

- STEP 1: PUT THE FINISHED PRODUCT INTO THE REEL OF REEL, AND LABEL EACH ROLL
- STEP 2: PUT THE REEL INTO THE VACUUM BAG, REMOVE THE VACUUM, AND THEN PUT IT INTO THE INNER BOX.
- STEP 3: FOLD THE INNER BOX AND PUT IT INTO AN OUTER BOX
- STEP 4: SEAL THE BOX WITH ADHESIVE TAPE
- STEP 5: LABEL THE UPPER RIGHT CORNER OF THE UPPER SIDE OF THE OUTER BOX
- STEP 6: PACK THE TIE

**ENKCOM®** 东莞市恩康电子科技有限公司  
 www.enkcom.com  
 TEL:+86(0)769 8904 9672  
 FAX:+86(0)769 8904 9671  
 E-MAIL:sales@anycom.tw

**DONGGUAN ENKANG ELECTRONICS TECHNOLOGY CO.,LTD**

TOLERANCE	DATE :	2017-09-09	TITLE:									
	ANGLE ±5°	DRAWN :	Songjun	PH2.54 H5.0mm Female Header - Reel Packing								
	X.XXX ±0.10	CHECKED :		PART NO: F128XXXXXXXXXXXXXX								
X.XX ±0.20	APPROVED :		REV:	A0	UNIT:	mm	SCALE:	1:1	SIZE:	A4	PAGE:	1/1
X.X ±0.30	PROJECTON											
X. ±0.50												

4

3

2

1