

零件图 成品图 客户图

REVISION DATA

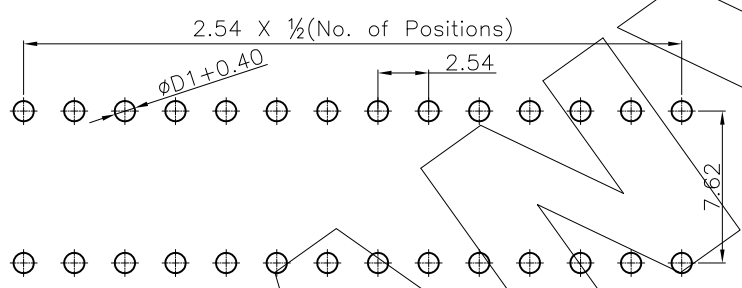
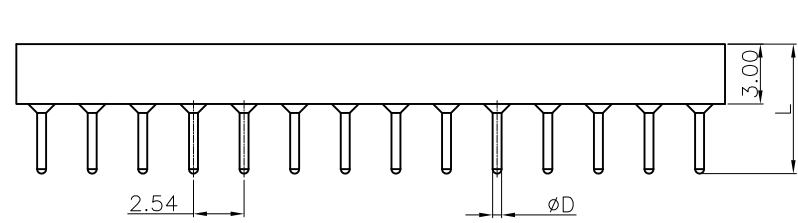
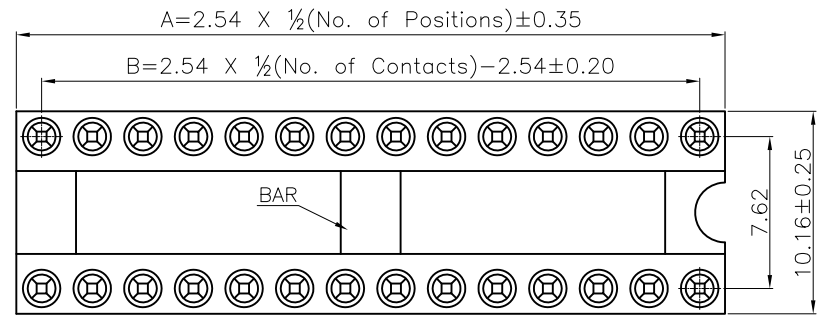
REV	ECN No.	DESCRIPTION	NAME	DATE
A0		NEW DRAWING	Songjun	2020-10-17

Technical Data

Material:
 Contact Material: Copper Alloy
 Contact plating: Au or Sn Over Ni
 Insulator Material: PPS, UL94 V-0

Electrical:
 Rating current: 3Amps/contact max
 Rating voltage : 60 V AC/DC
 Contact resistance: $\leq 4m\Omega$ /contact
 Insulation resistance: $\geq 1000M\Omega$
 Withstanding Voltage: 500V AC/minute

Mechanical:
 Operating temperatures: Gold Plated: $-55^{\circ}C$ to $+105^{\circ}C$
 Tin plated: $-40^{\circ}C$ to $+105^{\circ}C$
 Soldering temperature: $+260^{\circ}C$, max(PPS)



Recommended P.C.B. Layout
 General Tolerance ± 0.05

	D	OC	OC1	L
DIM.	0.45	2.50	3.00	6.00
	0.50	3.00	3.60	6.60
	0.60	3.30	4.00	7.00

Dim D & OC & OC1 & L can be customized by customers

Pin No.	DIM"A"	DIM"B"	TYPE
6	7.62	5.08	No BAR WITH BAR
8	10.16	7.62	
10	12.70	10.16	
12	15.24	12.70	
14	17.78	15.24	
16	20.32	17.78	
18	22.86	20.32	
20	25.4	22.86	
24	30.48	27.94	
26	33.02	35.56	
28	35.56	33.02	

PB	D	XXX	3	7	X	X	00	XXXXX	D	00
Angel Options D 180° R 90° S SMT H H-SMT	No. of Positions XXX Positions	Dip Spacing 0 No 1 1.27mm 2 2.54mm 3 2.90mm 4 2.10mm 5 2.20mm 6 2.50mm 7 3.00mm 8 3.80mm 9 4.10mm A 2.00mm S Special	Insulator Height 0 No 1 1.20mm 2 1.90mm 3 2.90mm 4 2.10mm 5 2.20mm 6 2.50mm 7 3.00mm 8 3.80mm 9 4.10mm A 4.20mm B 7.00mm S Special	Insulator type G PPS+NO BAR H PPS+WITH BAR	Pin Plated 0 No 1 Tin120u" 2 Tin200u" 3 Gold0.4u" 4 Gold0.8u" 5 Gold1u" 6 Gold1.5u" 7 Gold2u" 8 Gold3u" 9 Gold5u" A Gold8u" B Gold10u" C Gold15u" D Gold30u" E Ag plated F Nickel 80u"	Clip plated 0 No 1 Tin120u" 2 Tin200u" 3 Gold0.4u" 4 Gold0.8u" 5 Gold1u" 6 Gold1.5u" 7 Gold2u" 8 Gold3u" 9 Gold5u" A Gold8u" B Gold10u" C Gold15u" D Gold30u" E Ag plated F Nickel 80u"	Pin length(mm) XXXXX XXXmm S Special	Series 00 No		

ANYCONN® 东莞市恩康电子科技有限公司
 www.anyconn.com
 TEL:+86(0)769 8904 9672
 FAX:+86(0)769 8904 9671
 E-MAIL:sales@anyconn.com

DONGGUAN ENKANG ELECTRONICS TECHNOLOGY CO.,LTD

TOLERANCE	DATE :	2020-10-17	TITLE:	PH2.54 IC Sockets Female Dual Row 180° DIP			
ANGLE $\pm 5^{\circ}$	DRAWN :	Songjun	PART NO: PBDXXX37XX00XXXXXD00				
X.XXX ± 0.15	CHECKED :						
X.XX ± 0.25	APPROVED :						
X.X ± 0.40	PROJECTON		REV: A0	UNIT: mm	SCALE: 1:1	SIZE: A4	PAGE: 1/1
X. ± 0.50							