

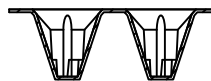


4

3

2

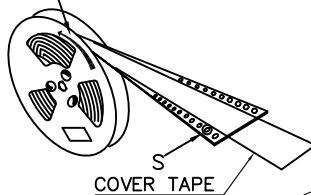
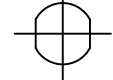
1

CUSTOMER USES
PULL OUT DIRECTION



RECEIVING
DIRECTION

U TYPE HOLE
S 5:1



COVER TAPE

LABEL

REEL



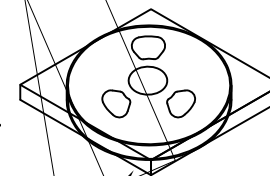
BST688
ø330xH32



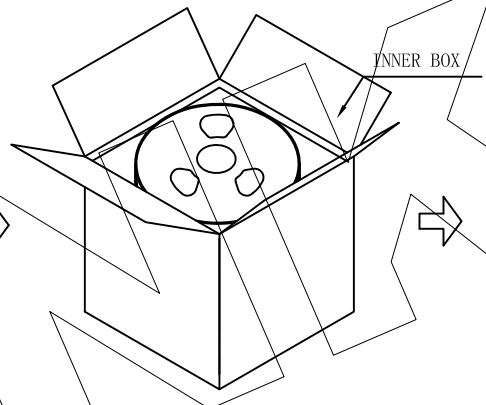
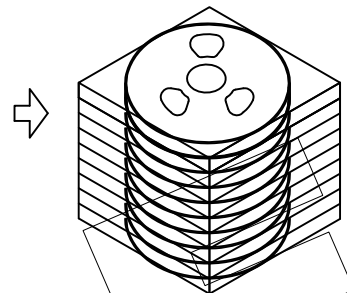
PE BAG

BSC011
500x550x0.07mm

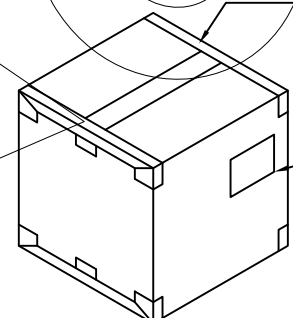
INNER BOX



BSA025
337x335xH43mm

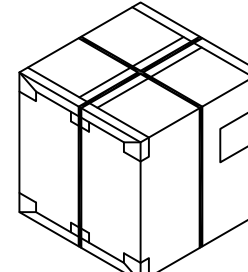


INNER BOX



TAPE

LABEL



350x350x350mm

Quantity:

Reel/PCS	INNER BOX/PCS	INNER BOX/BOX	BOX/PCS
XXX	XXX	XX	XXXX

PACKAGE DESCRIPTION:

- STEP 1: PUT THE FINISHED PRODUCT INTO THE REEL OF REEL, AND LABEL EACH ROLL
- STEP 2: PUT THE REEL INTO THE VACUUM BAG, REMOVE THE VACUUM, AND THEN PUT IT INTO THE INNER BOX.
- STEP 3: FOLD THE INNER BOX AND PUT IT INTO AN OUTER BOX
- STEP 4: SEAL THE BOX WITH ADHESIVE TAPE
- STEP 5: LABEL THE UPPER RIGHT CORNER OF THE UPPER SIDE OF THE OUTER BOX
- STEP 6: PACK THE TIE

ENKCOM® 东莞市恩康电子科技有限公司
 www.enkcom.com
 TEL:+86(0)769 8904 9672
 FAX:+86(0)769 8904 9671
 E-MAIL:sales@anycom.tw

DONGGUAN ENKANG ELECTRONICS TECHNOLOGY CO.,LTD

TOLERANCE	DATE :	2020-09-17	TITLE:			
	ANGLE ±5°	DRAWN :	Songjun	PH2.54 H2.5 PIN HEADER-REEL PACKING		
X.XXX ±0.10	CHECKED :		PART NO: P12012010XXDXBNN102LP			
X.XX ±0.20	APPROVED :		REV: A0	UNIT: mm	SCALE: 1:1	SIZE: A4
X.X ±0.30	PROJECTON					PAGE: 1/1
X. ±0.50						

4

3

2

1