

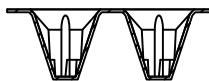

4

3

2

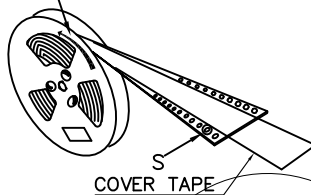
1

CUSTOMER USES
PULL OUT DIRECTION



RECEIVING
DIRECTION

U TYPE HOLE
S 5:1



COVER TAPE

LABEL

REEL

BST688
ø330xH32

PE BAG

BSC011
500x550x0.07mm

INNER BOX

BSA025
337x335xH43mm

INNER BOX

TAPE

LABEL

350x350x350mm

Quantity:

| Reel/PCS | INNER BOX/PCS | INNER BOX/BOX | BOX/PCS |
|----------|---------------|---------------|---------|
| XXX | XXX | XX | XXXX |

PACKAGE DESCRIPTION:

- STEP 1: PUT THE FINISHED PRODUCT INTO THE REEL OF REEL, AND LABEL EACH ROLL
- STEP 2: PUT THE REEL INTO THE VACUUM BAG, REMOVE THE VACUUM, AND THEN PUT IT INTO THE INNER BOX.
- STEP 3: FOLD THE INNER BOX AND PUT IT INTO AN OUTER BOX
- STEP 4: SEAL THE BOX WITH ADHESIVE TAPE
- STEP 5: LABEL THE UPPER RIGHT CORNER OF THE UPPER SIDE OF THE OUTER BOX
- STEP 6: PACK THE TIE

ENKCOM® 东莞市恩康电子科技有限公司
 www.enkcom.com
 TEL:+86(0)769 8904 9672
 FAX:+86(0)769 8904 9671
 E-MAIL:sales@anycom.tw
DONGGUAN ENKANG ELECTRONICS TECHNOLOGY CO.,LTD

| | | | | | | | |
|------------|-------------|------------|---------|-------------------------------------|------------|----------|-----------|
| TOLERANCE | DATE : | 2020-09-17 | TITLE: | | | | |
| | ANGLE ±5° | DRAWN : | Songjun | PH2.00 H2.0 PIN HEADER-REEL PACKING | | | |
| | X.XXX ±0.10 | CHECKED : | | PART NO: P118XXXXXXXXXSXXXX | | | |
| X.XX ±0.20 | APPROVED : | | REV: A0 | UNIT: mm | SCALE: 1:1 | SIZE: A4 | PAGE: 1/1 |
| X.X ±0.30 | PROJECTON | | | | | | |
| X. ±0.50 | | | | | | | |

4

3

2

1