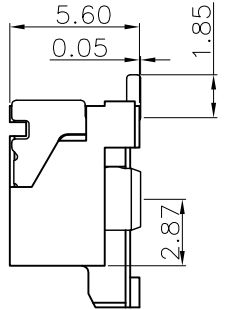
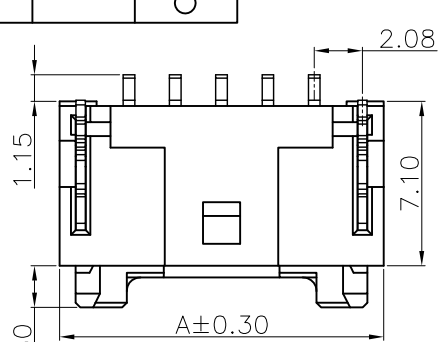


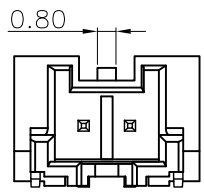
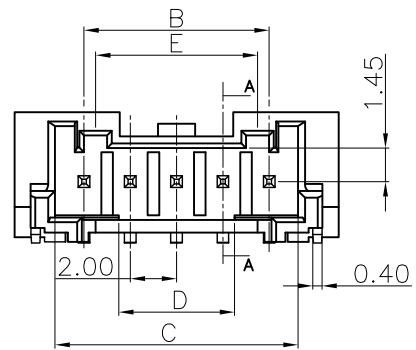
零件图	成品图	客户图
		○

REVISION DATA				
REV	ECN No.	DESCRIPTION	NAME	DATE
A0		NEW DRAWING	D.Y.Y	2023-04-06

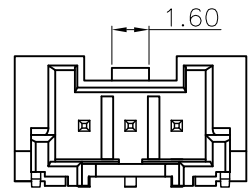


Technical Data

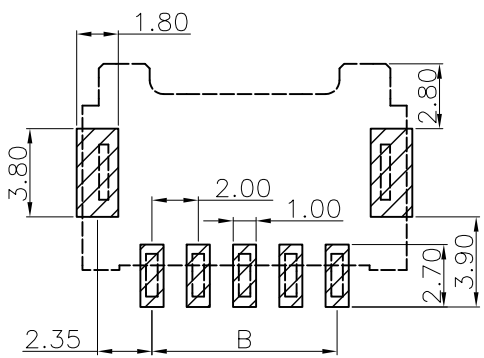
Current rating:3A AC/DC.
Voltage rating:250V AC/DC
Temperature range:-40°C~+105°C.
Contact resistance:20mΩ Max.
Insulation resistance:1000MΩ Min.
Withstanding voltage: 800V AC/minute.
Material:
Housing:PA9T, UL94V-0
Pin:Brass,Gold or Tin Plated



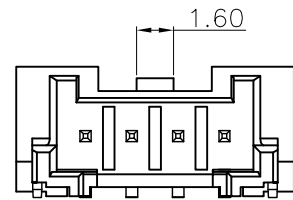
2P



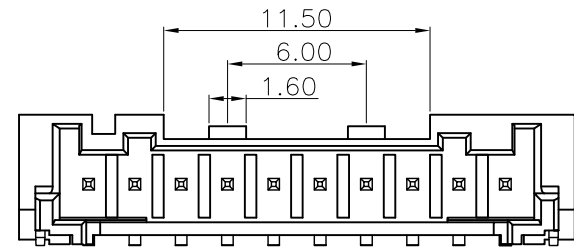
3P



Recommended P.C.B Layout
General Tolerance±0.05



4P



10-15P Two Buckle

15P	34.00	28.00	30.50	23.00	13.60
14P	32.00	26.00	28.50	21.00	13.60
13P	30.00	24.00	26.50	19.00	13.60
12P	28.00	22.00	24.50	17.00	13.60
11P	26.00	20.00	22.50	15.00	13.60
10P	24.00	18.00	20.50	13.00	13.60
9P	22.00	16.00	18.50	11.00	7.00
8P	20.00	14.00	16.50	9.00	7.00
7P	18.00	12.00	14.50	7.00	7.00
6P	16.00	10.00	12.50	5.00	7.00
5P	14.00	8.00	10.50	5.00	7.00
4P	12.00	6.00	8.50	5.00	—
3P	10.00	4.00	6.50	1.00	—
2P	8.00	2.00	4.50	—	—
Poles	A	B	C	D	F

WF	B	H	11	XXX	XX	X	X	N	H018
Pitch(mm) A 2.5 B 2.0 C 1.25 D 3.96 E 2.54 F 3.0 G 1.0	Angel Options R 90° D 180° S SMT H 卧式SMT	Product Type 11 Single row	No. of Positions XXX Poles	Pin Plating G0 Gold Flash SN Tin Plated T3 雾锡	Colour B Black W White N Natural	Insulator Material B PA66 D LCP F PA9T	W With peg N NO Peg L with lock T Fixed Tabs	Series NO.	

ANYCONN® 东莞市恩康电子科技有限公司
DONGGUAN ENKANG ELECTRONICS TECHNOLOGY CO.,LTD
www.enkcom.com
TEL:+86(0)769 8904 9672
FAX:+86(0)769 8904 9671
E-MAIL:sales@anyconn.com.tw

TOLERANCE	DATE :	2023-04-06	TITLE:		
ANGLE ±5°	DRAWN :	D.Y.Y	PH2.00 Wafer Single Row		
X.XXX ±0.15	CHECKED :		PART NO: WFBH11XXXXXXXXNH018		
X.XX ±0.25	APPROVED :				
X.X ±0.38	PROJECTION		REV: A0	UNIT: mm	SCALE: 1:1
X. ±0.50			SIZE: A4	PAGE: 1/1	