

4

3

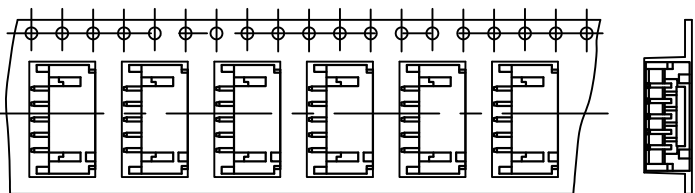
2

1

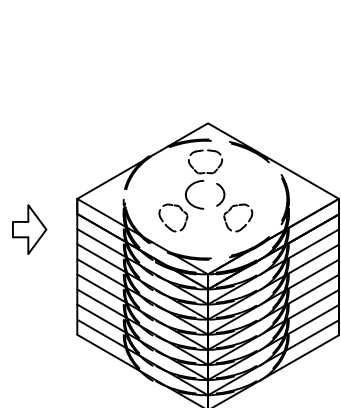
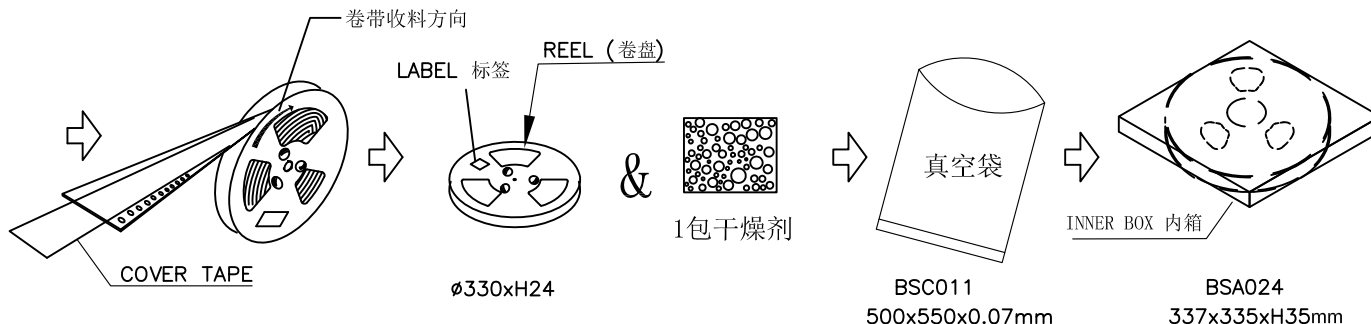
REVISION DATA

REV	DESCRIPTION	DATE
A0	NEW DRAWING	2016-11-29

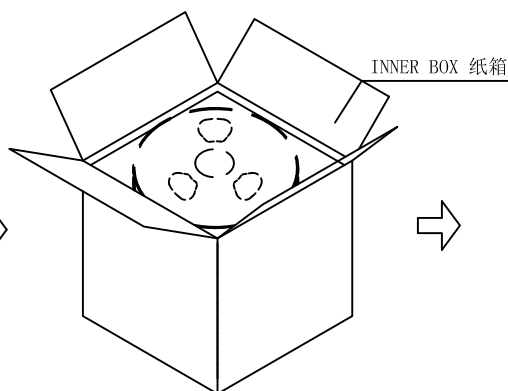
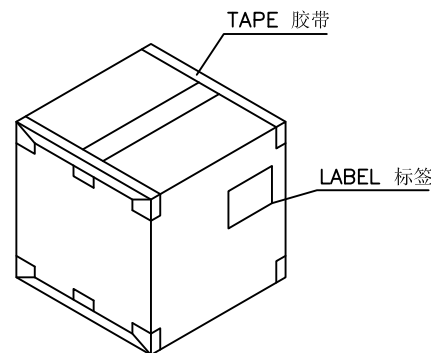
卷带拉出使用方向



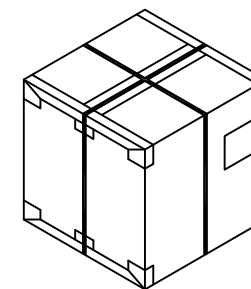
注:正对卷带,上方为有圆孔一边,下方为无圆孔一面



叠八盘

外箱:BSA022
350x350x350mm

密封胶,贴相关标签



打包扎带

包装说明:

步骤1: 将检验好的成品Dip朝下放入REEL卷带内,每卷装1000PCS,每卷需贴上标签.

步骤2: 将卷盘装入真空袋手工排气放入1包干燥剂,热封,然后装入内箱.

步骤3: 每内箱都需称重,每内箱重量不可高于550g.

步骤4: 九内箱叠好放入一个外箱.

步骤5: 封箱贴好胶纸.

步骤6: 在外箱上侧面右上角贴上相关标签.

步骤7: 打包扎带

注意: 如客户有特殊要求,依客户要求包装.

Reel/PCS	INNER BOX/PCS	INNER BOX/BOX	BOX/PCS
1000	1000	n	1000n

ENKCOM 东莞市恩康电子有限公司

www.enkcom.com

DONGGUAN ENKANG ELECTRONICS CO.,LTD

TOLERANCE	PROJECTON	TITLE:
ANGLE ±5°	DATE: 2016-11-29	WAFER PH2.0 H8.6 1*4Pin 卧式SMT 卷装包装规范
X.XXX ±0.10	DRAWN: Songjun	PART NO:WFBS11XXXXXDNS007
X.XX ±0.20	CHECKED:	DRAWING NO:
X.X ±0.30	APPROVED:	REV: A0 UNIT: mm SCALE: 1:1 SIZE: A4
±0.50		

4

3

2

1