

4

3

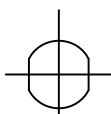
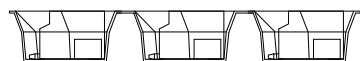
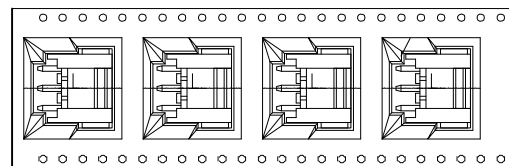
2

1

REVISION DATA

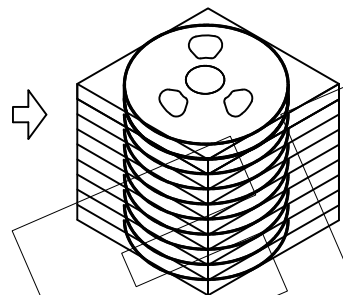
REV	DESCRIPTION	DATE
A0	NEW DRAWING	2018-01-22

卷带拉出使用方向

U型孔
S 5:1

平面视图

注:正对卷带,上方为圆孔,下方为U孔为正面



包装说明:

步骤1: 将检验好的成品Dip朝下放入REEL卷带内,每卷装300PCS,每卷需贴上标签.

步骤2: 将卷盘装入真空袋,吸去真空,然后装入内箱.

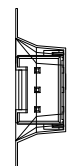
步骤3: 内箱叠好放入一个外箱.

步骤4: 封箱贴好胶纸.

步骤5: 在外箱上侧面右上角贴上相关标签.

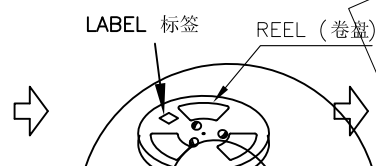
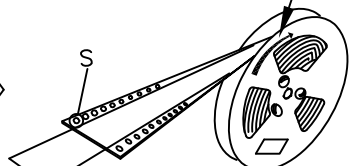
步骤6: 打包扎带.

注意: 如客户有特殊要求,依客户要求包装.

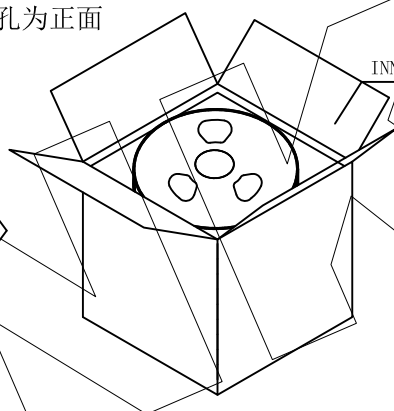


COVER TAPE

卷带收料方向

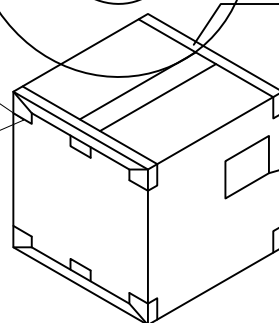
真空袋
BSC011
500x550x0.07mm

INNER BOX 内箱

BSA025
337x335xH43mm外箱:BSA022
350x350x350mm

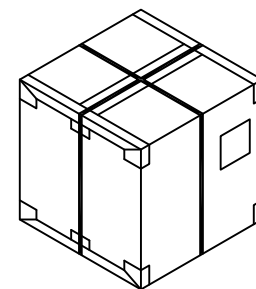
INNER BOX 纸箱

TAPE 胶带



密封胶,贴相关标签

LABEL 标签



打包扎带

Reel/PCS	INNER BOX/PCS	INNER BOX/BOX	BOX/PCS
300	300	n	300n

Noted:卷带前空5PCS, 后空15PCS

ENKCOM

东莞市恩康电子科技有限公司

www.enkcom.com

DONGGUAN ENKANG ELECTRONICS TECHNOLOGY CO.,LTD

TOLERANCE	PROJECTON	TITLE:
ANGLE ±5°	DATE :	PH3.96 H9.55 W13.0 1*3P 卧式SMT 卷装包装规范
X.XXX ±0.10	DRAWN :	PART NO:WFDH11XXXXXXNH001
X.XX ±0.20	CHECKED :	
X.X ±0.30	APPROVED :	REV: A0
X. ±0.50		UNIT: mm
		SCALE: 1:1
		SIZE: A4

4

3

2

1