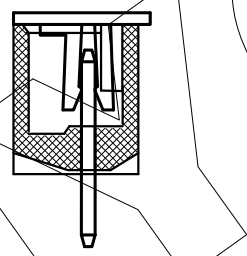
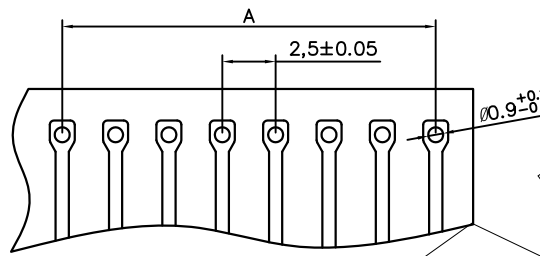
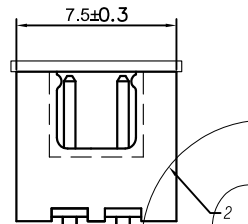
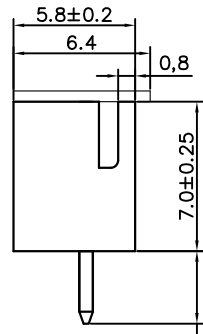
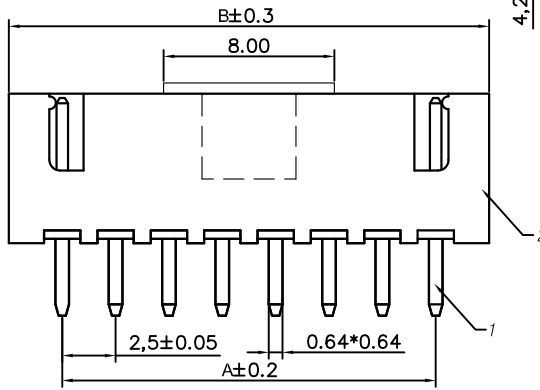
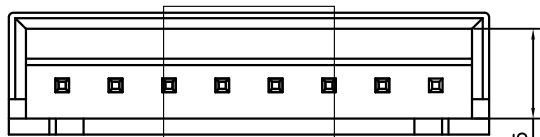


零件图	成品图	客户图
		○

REVISION DATA				
REV	ECN No.	DESCRIPTION	NAME	DATE
A0		NEW DRAWING	D.Y.Y	2019-09-06

孔位 poles	A	B
2	2.50	7.50
3	5.00	10.00
4	7.50	12.50
5	10.00	15.00
6	12.50	17.50
7	15.00	20.00
8	17.50	22.50
9	20.00	25.00
10	22.50	27.50
11	25.00	30.00
12	27.50	32.50
13	30.00	35.00
14	32.50	37.50
15	35.00	40.00
16	37.50	42.50



Technical Data

Material:
 Contact Material: Copper Alloy
 Contact plating: Au or Sn Over Ni
 Insulator Material: See the table, UL94 V-0

Electrical:
 Rating current: 3Amps/contact max.
 Rating voltage : 250 V AC/DC
 Contact resistance: ≤20mΩ/contact
 Insulation resistance: ≥1000MΩ
 Withstanding Voltage: 1000V AC/minute

Mechanical:
 Operating temperatures: Gold Plated: -55°C to +105°C
 Tin plated: -40°C to +105°C
 Soldering temperature: +260°C, max(PA66)
 +220°C, max(PBT)

WF	A	D	11	XXX	T3	D	N	D011A
A PH 2.5	R 180°	Pin No.	Product Type	No. of Positions	PLATED	MATERIAL		
		11 Single row	11 Single row	XXX Positions	SN Tin 120 μm T3 MATTE Sn	A PBT B PA-66 C PA-6T D LCP E PA-46 F PA-9T H PA4T		

ANYCONN® 东莞市恩康电子科技有限公司
 www.anyconn.com
 TEL: +86(0)769 8904 9672
 FAX: +86(0)769 8904 9671
 E-MAIL: sales@anyconn.com
DONGGUAN ENKANG ELECTRONICS TECHNOLOGY CO.,LTD

TOLERANCE	DATE :	2019-09-06	TITLE:	PH2.5 H7.0 W5.8 180° WAFER	
ANGLE ±5°	DRAWN :	D.Y.Y	PART NO: WFAD11XXXT3DND011A		
X.XXX ±0.15	CHECKED :				
X.XX ±0.25	APPROVED :				
X.X ±0.40	PROJECTON		REV: A0	UNIT: mm	SCALE: 1:1
X. ±0.50			SIZE: A4	PAGE: 1/1	