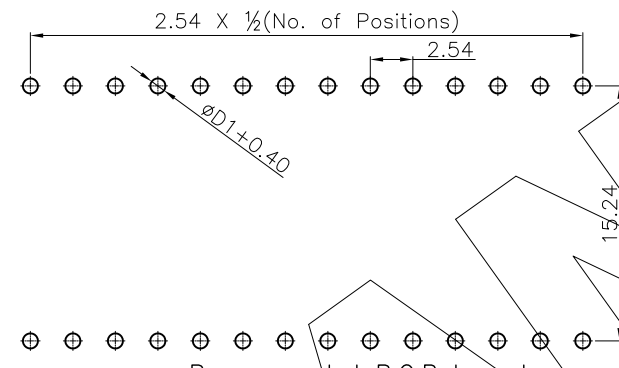
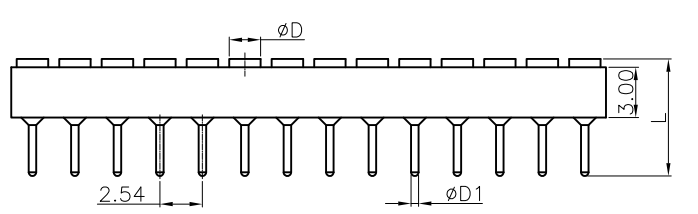
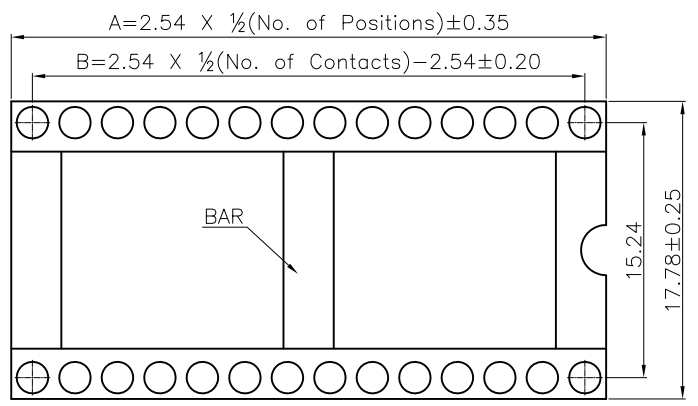


零件图 成品图 客户图

REVISION DATA				
REV	ECN No.	DESCRIPTION	NAME	DATE
A0		NEW DRAWING	Songjun	2020-10-17

Technical Data

Material:
 Contact Material: Copper Alloy
 Contact plating: Au or Sn Over Ni
 Insulator Material: PPS, UL94 V-0
 Electrical:
 Rating current: 3Amps/contact max.
 Rating voltage : 60 V AC/DC
 Contact resistance: $\leq 4m\Omega$ /contact
 Insulation resistance: $\geq 1000M\Omega$
 Withstanding Voltage: 500V AC/minute
 Mechanical:
 Operating temperatures: Gold Plated: $-55^{\circ}C$ to $+105^{\circ}C$
 Tin plated: $-40^{\circ}C$ to $+105^{\circ}C$
 Soldering temperature: $+260^{\circ}C$, max(PPS)



Recommended P.C.B Layout
 General Tolerance ± 0.05

DIM.	D	D1	OC	OC1	OA	L
	0.90	0.45	3.00	3.50	0.50	7.00
	1.25	0.50	3.50	3.90	0.80	7.70
	1.55	0.76	4.20	4.80	1.20	9.00

Dim D&D1&OC&OC1&OA&L can be customized by customers

Pin No.	DIM"A"	DIM"B"	TYPE
12	15.24	12.70	NO BAR WITH SINGLE BAR
16	20.32	17.78	
18	22.86	20.32	
20	25.40	22.86	
24	30.48	27.94	
28	35.56	33.02	
32	40.64	38.10	WITH TWO BAR
36	45.72	43.18	
40	50.80	48.26	
42	53.34	50.80	
48	60.96	58.42	
50	63.50	60.96	
52	66.04	63.50	WITH THREE BAR
60	76.20	72.66	
64	81.28	78.74	

PA	D	XXX	6	7	X	X	00	XXXXX	D	00
Angel Options D 180° R 90° S SMT H H-SMT	No. of Positions XXX Positions	Dip Spacing 0 No 1 1.27mm 2 2.54mm 3 2.80mm 4 2.10mm 5 2.20mm 6 15.24mm 9 10.16mm A 4.20mm A 2.00mm S Special	Insulator Height 0 No 1 1.27mm 2 1.90mm 3 2.80mm 4 2.10mm 5 2.20mm 6 2.80mm 7 3.80mm 8 3.80mm 9 4.10mm A 4.20mm B 7.00mm S Special	Insulator type G PPS + NO BAR H PPS + WITH BAR	Pin Plated 0 No 1 Tin120u" 2 Tin200u" 3 Gold0.4u" 4 Gold0.8u" 5 Gold1u" 6 Gold1.5u" 7 Gold2u" 8 Gold3u" 9 Gold5u" A Gold8u" B Gold10u" C Gold15u" D Gold30u" E Ag plated F Nickel 80u"	Clip plated 0 No 1 Tin120u" 2 Tin200u" 3 Gold0.4u" 4 Gold0.8u" 5 Gold1u" 6 Gold1.5u" 7 Gold2u" 8 Gold3u" 9 Gold5u" A Gold8u" B Gold10u" C Gold15u" D Gold30u" E Ag plated F Nickel 80u"	Pin length (mm) XXXXX XXXmm S Special	Series 00 No		

ANYCONN®
 www.anyconn.com
 TEL:+86(0)769 8904 9672
 FAX:+86(0)769 8904 9671
 E-MAIL:sales@anyconn.com

东莞市恩康电子科技有限公司
DONGGUAN ENKANG ELECTRONICS TECHNOLOGY CO.,LTD

TOLERANCE	DATE :	2020-10-17	TITLE:	PH2.54 IC Sockets Male Dual Row 180° DIP			
ANGLE $\pm 5^{\circ}$	DRAWN :	Songjun	PART NO: PADXXX67XX00XXXXXD00				
X.XXX ± 0.15	CHECKED :						
X.XX ± 0.25	APPROVED :						
X.X ± 0.40	PROJECTON		REV: A0	UNIT: mm	SCALE: 1:1	SIZE: A4	PAGE: 1/1
X. ± 0.50							